

Guide to Lecture 21: Astrological Aspects

- A) **Introduction.** Goal: to construct all and only the traditional astrological aspects using Pythagorean principles. This may contribute to discussions about when and using what ideas Hellenistic astrology was developed.
- B) **Generating through Pythagorean music (see guide).** The standard ratios yield all but the sextile; if all zodiacal signs are added, all musical ratios for generating the octave scale are present: 6:8::9:12. The sextile is not the equivalent to the modern perfect third. The sextile is generated by casting the ratios from the point of opposition.
- C) **Principles of Dykes's approach.**
- i) Use the Tetraktys and its features.
 - ii) Only use the numbers 1-10.
 - iii) Only use figures falling onto corresponding degrees of zodiacal signs. A comment on the twelfth-parts and astrological harmonics.
 - iv) Keep it simple.
- D) **Generating through the Tetraktys (see guide).**
- i) Using Tetraktys numbers to divide the circle. What figural numbers are used, and how the sextile fits in.
 - ii) Starting from the Tetraktys shape, generating horizontal lines.
 - iii) Starting from the circle, generating the tetraktys and aspects simultaneously (sacred geometry approach). The symbolism of 3 and 4 in the zodiac. How certain other figural numbers appear, such as the square number 9. The hexagon or sextile is never necessary but is secondary and derivative. The meaning of *kentra* or the “angles” comes from the practice of sacred geometry, not from the waving motion of the Ascendant and Midheaven (as

Logos & Light Lecture Series
 © 2009 Benjamin N. Dykes, PhD

Robert Schmidt argues): how the history of translating texts has preserved and distorted this meaning.

Verb: <i>kenteo</i>	Noun: <i>kentron</i>	Latin/Arabic
1. To goad	1. A goad, spur, incentive	
2. To sting	2. A sting, stinger	
3. To prick, stab	3. Point of a spear, pin, rivet	Ar. <i>watad</i> (stake or pole, stuck into ground)
	4. Stationary point of compass	Lat. <i>cardo</i> (axis, pivot)
	5. A symbol of sovereignty	Ar. <i>watad</i> (stake or pole, as symbol of power)

E) **The source of the 3° orb in Hellenistic astrology (see guide).** This is still somewhat conjectural. The last methods based on the side-diagonal numbers and the pentagram seem to make most sense. The side-diagonal numbers attempt to make the irrational diameter of the circle rational; the pentagram method attempts to include the numbers 5, $\sqrt{5}$, and Phi (φ) into the astrological scheme.

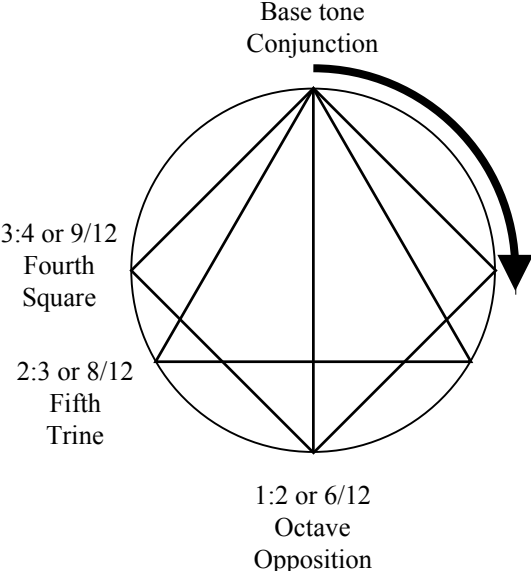
- i) Based on $\sqrt{5}$: the difference between where the trine and $\sqrt{5}$ cut the circle, measured from the conjunction: 3.44°.
- ii) Based on $\sqrt{2}$: the difference between the trine and a ray cast to the lower right corner of the middle square: 3.4°.
- iii) Based on $\sqrt{3}$ and $\sqrt{5}$: the difference between the trine and the line drawn where the $\sqrt{3}/2$ cuts the $\sqrt{5}$ line: 2.34°.
- iv) Based on side-diagonal numbers 5 and 7: the difference between the opposition the the place where the “5 line” intersects the circle: 2.92°.
- v) Based on the arc cast from triangular numbers:
 - (1) From the line between the Ascendant and Tetraktys #3: approximately 2.5°.

Logos & Light Lecture Series

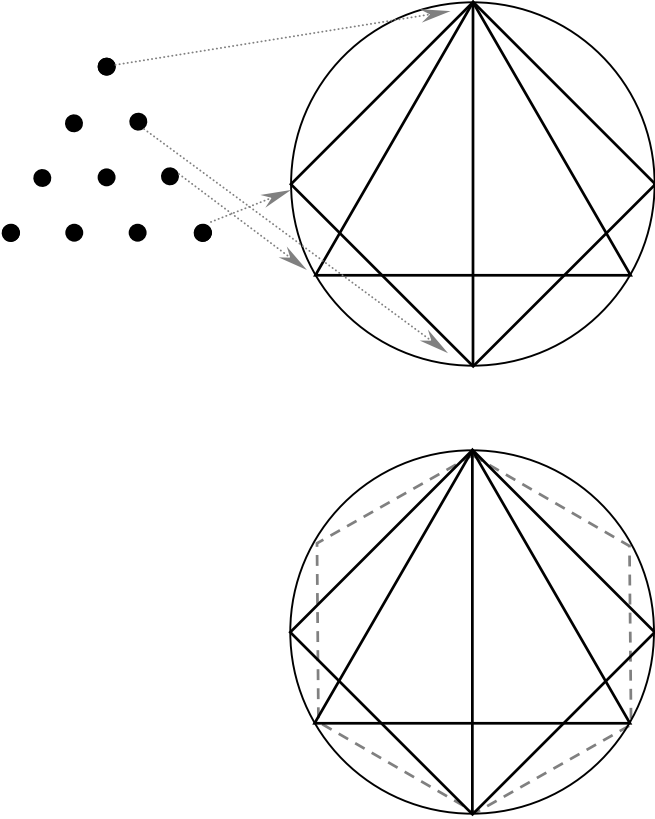
© 2009 Benjamin N. Dykes, PhD

- (2) From the pentagram and $\Phi/\sqrt{5}$: based on the distance between the top of the pentagram and where the legs meet.

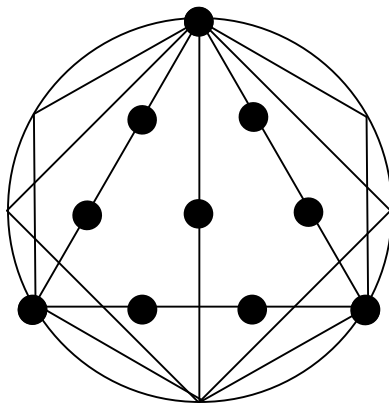
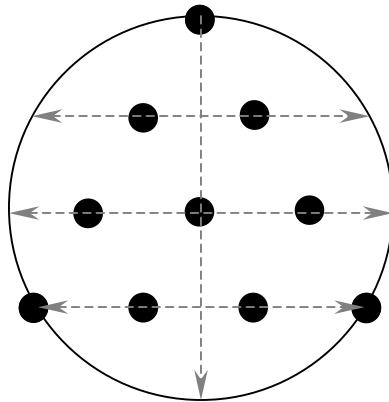
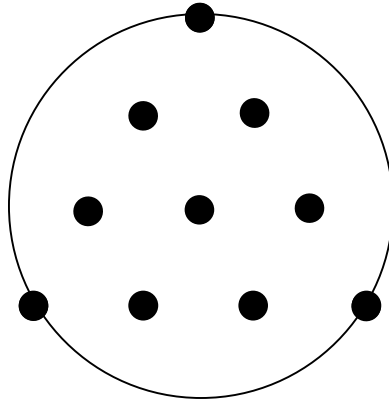
Generating Aspects through Pythagorean Music



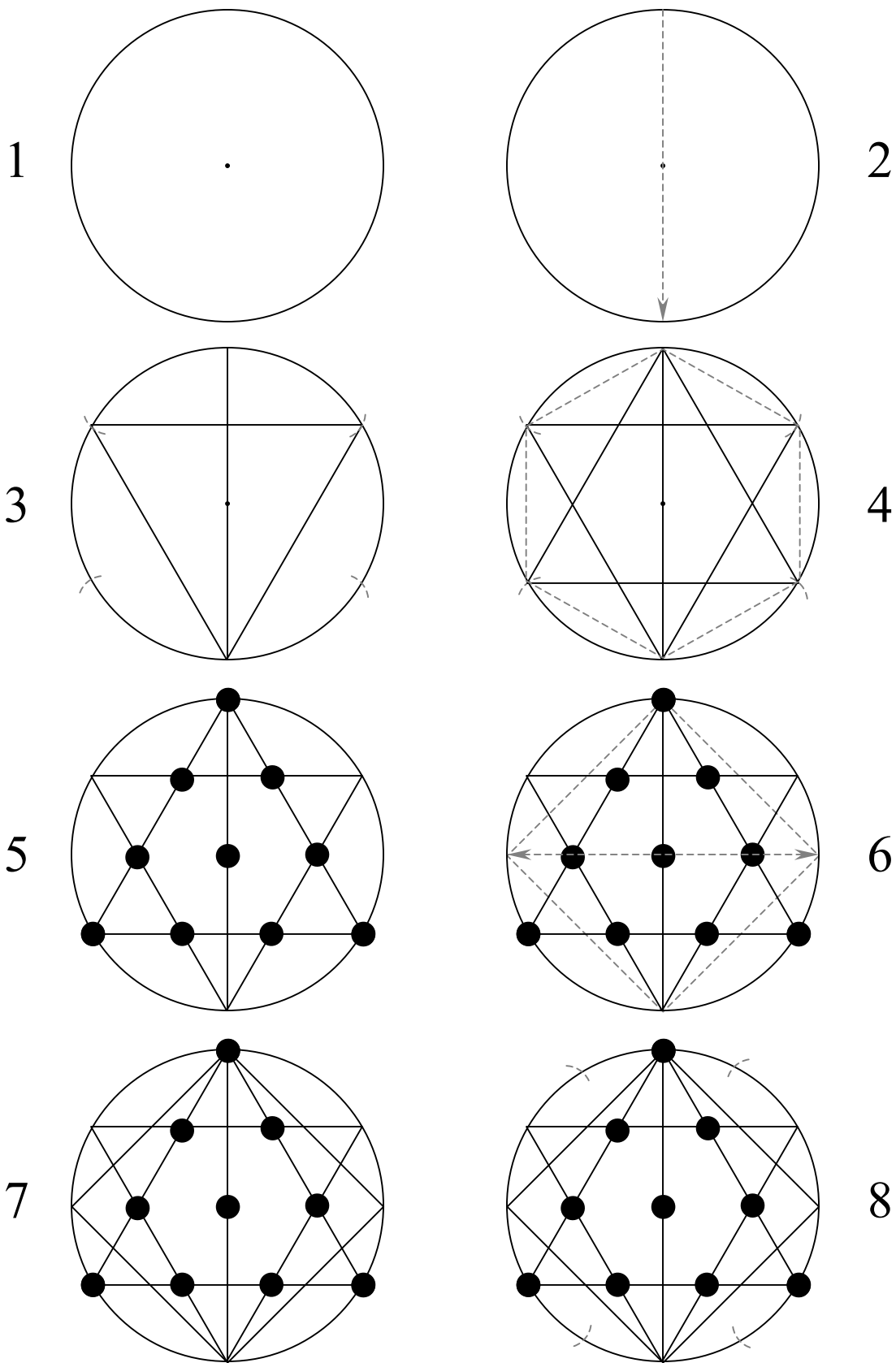
Generating Through Tetraktys Numbers



Horizontal lines from the Tetraktys

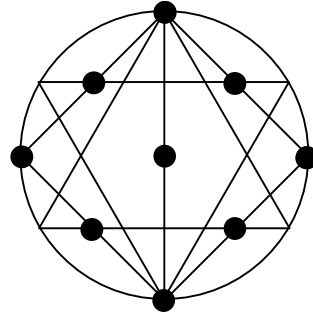


Generating aspects and the Tetraktys from the circle



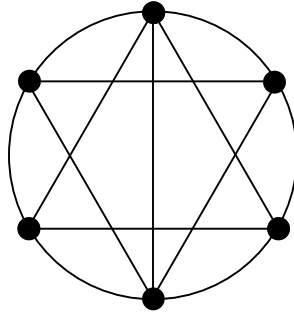
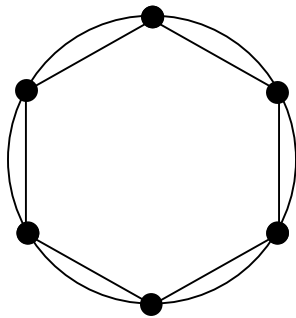
Figural Numbers

Figural number 9

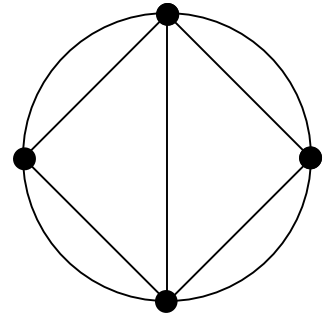
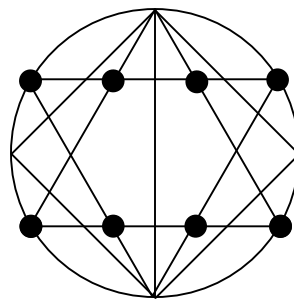


Harmonic Numbers

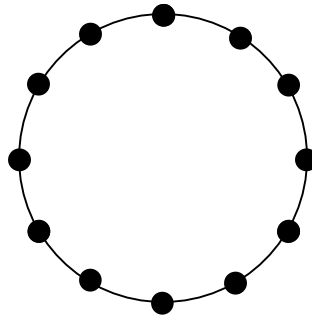
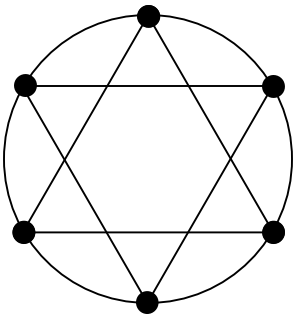
6



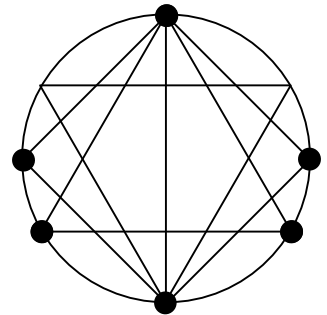
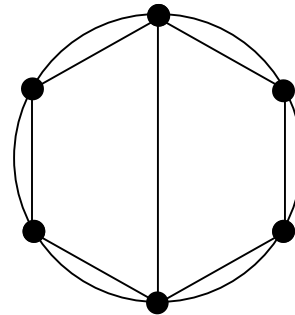
8



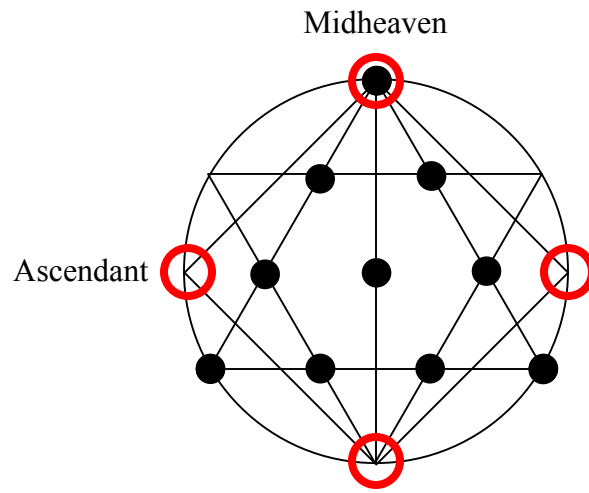
9



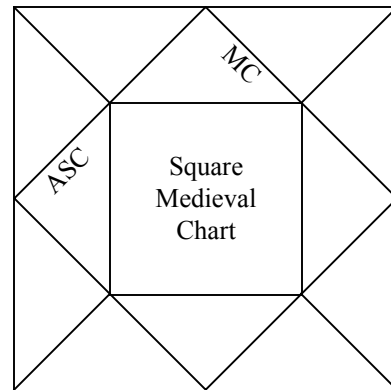
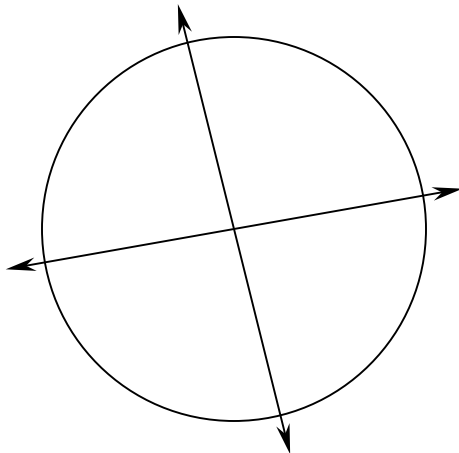
12



The *kenetra*, “pivots,” “stakes,” “angles”

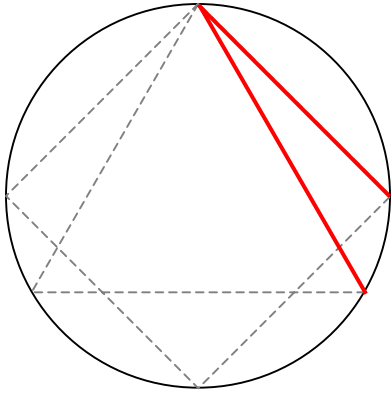


The Ascendant and Midheaven axes

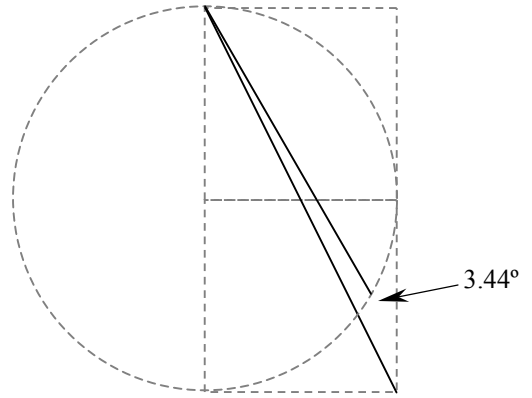


The 3° Orb

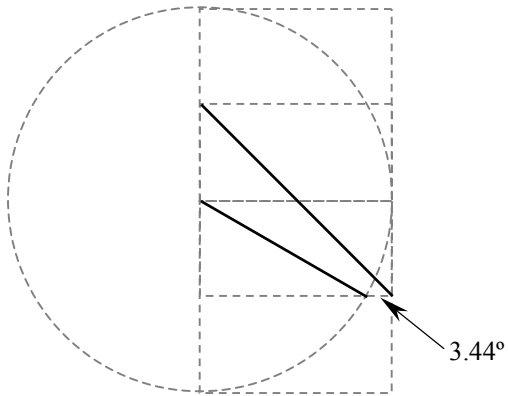
$\sqrt{2}$ and $\sqrt{3}$ in the aspects
No $\sqrt{5}$



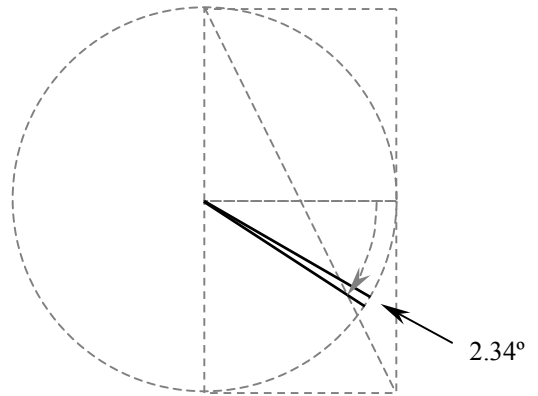
Construction 1:
The trine and $\sqrt{5}$



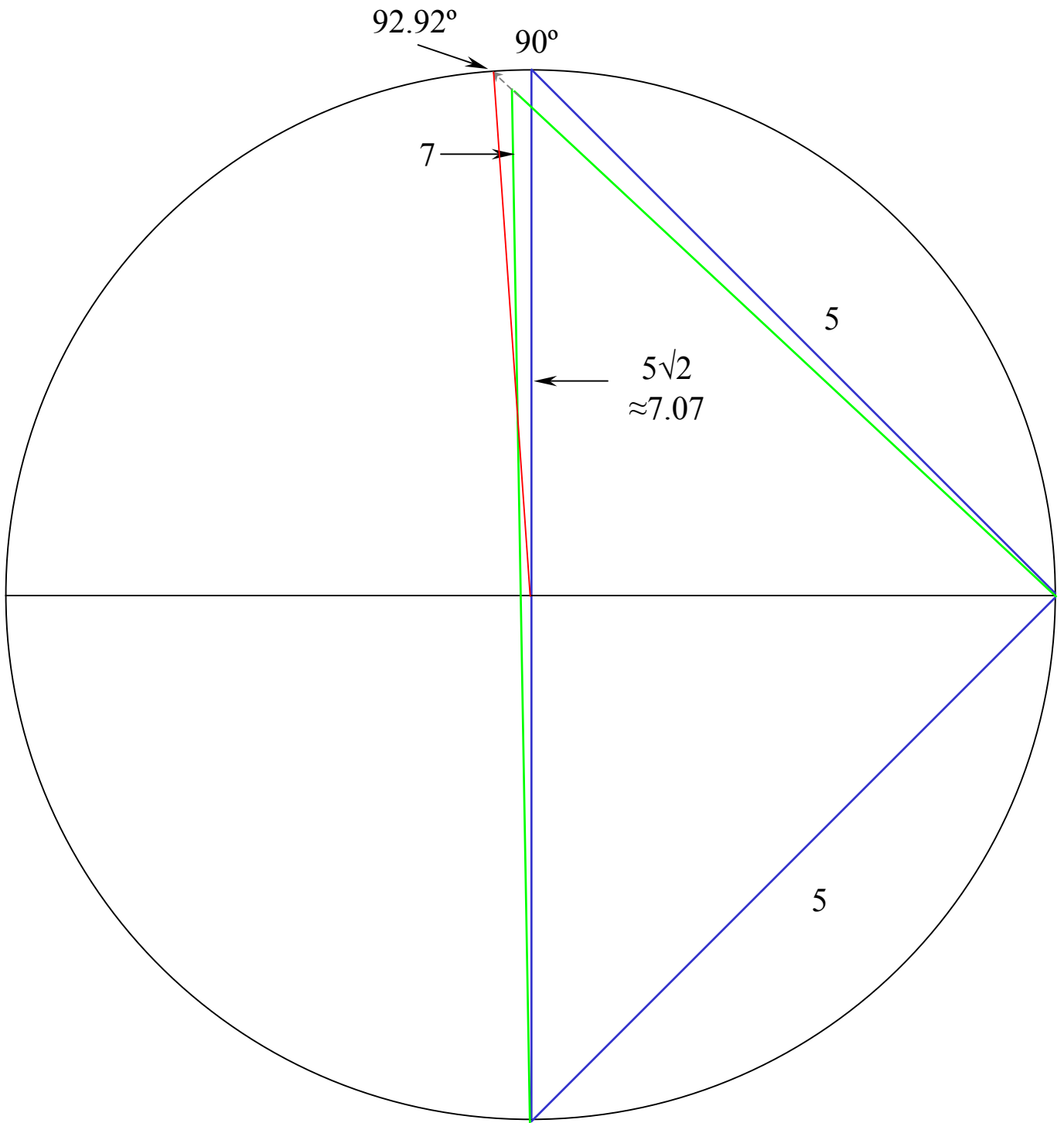
Construction 2:
The trine and $\sqrt{2}$



Construction 3:
The trine, $\sqrt{3}$ and $\sqrt{5}$



Construction 4:
The 3° Orb and the Side-Diagonal Numbers



Construction 5: Tetraktys #3

